

YANKTON SIOUX TRIBE

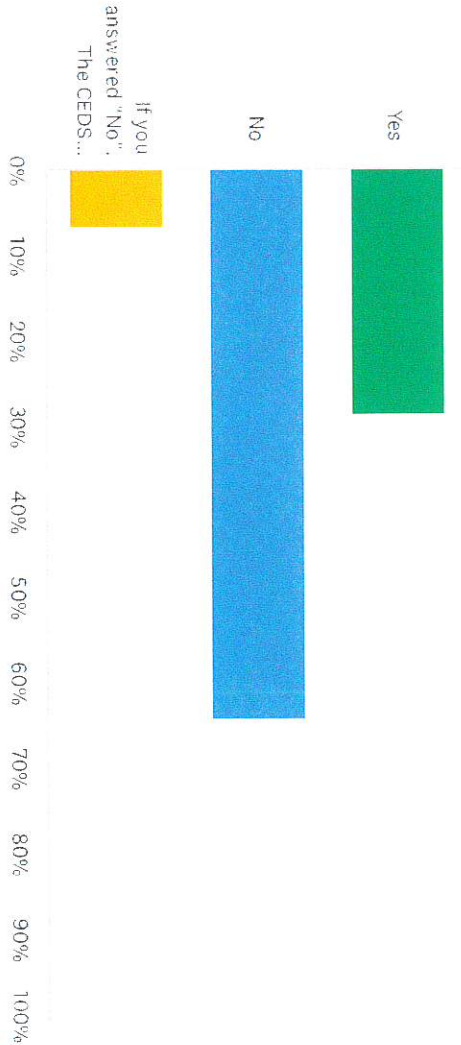
COMPREHENSIVE ECONOMIC DEVELOPMENT

STRATEGY PLAN SURVEY RESULTS

2025

Q1 Have you read the Yankton Sioux Tribe's Comprehensive Economic Development Strategy (CEDS) Plan?

Answered: 59 Skipped: 1

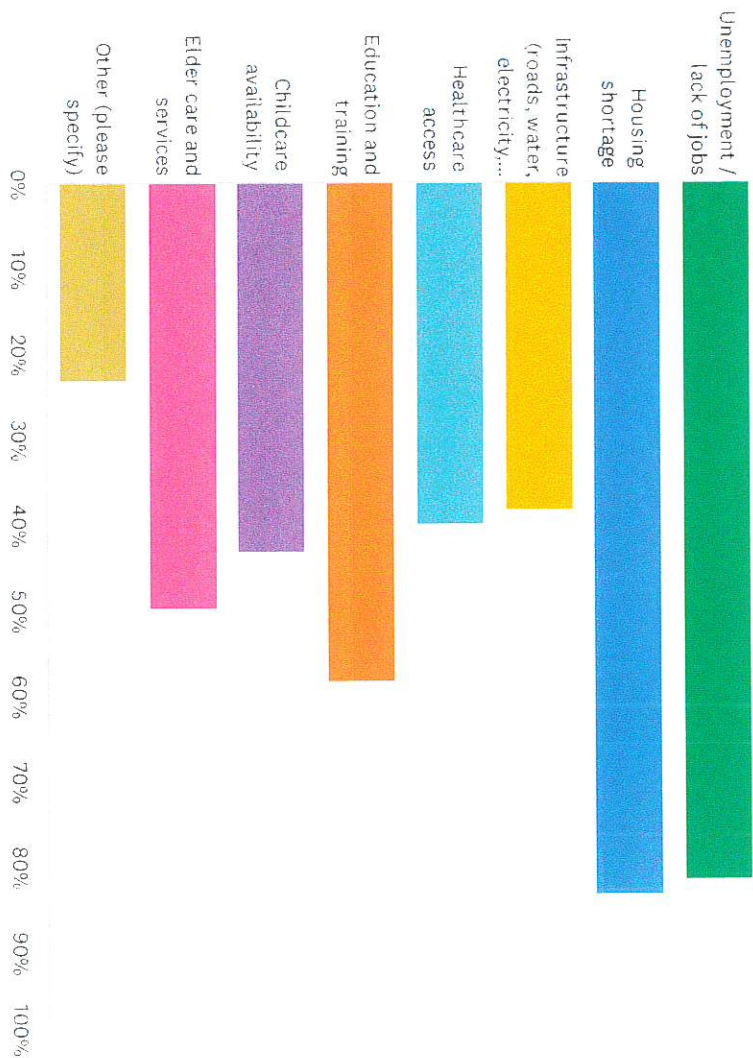


ANSWER CHOICES		RESPONSES	
Yes		28.81%	17
No		64.41%	38
TOTAL			59

If you answered "No", The CEDS reflects input from tribal members about jobs, housing, education, healthcare, and infrastructure. This ensures the plan is community-driven and directly responds to the people's needs.

Q2 What are the biggest challenges facing our community? (check all that apply)

ANSWERS (0) Skipped 0



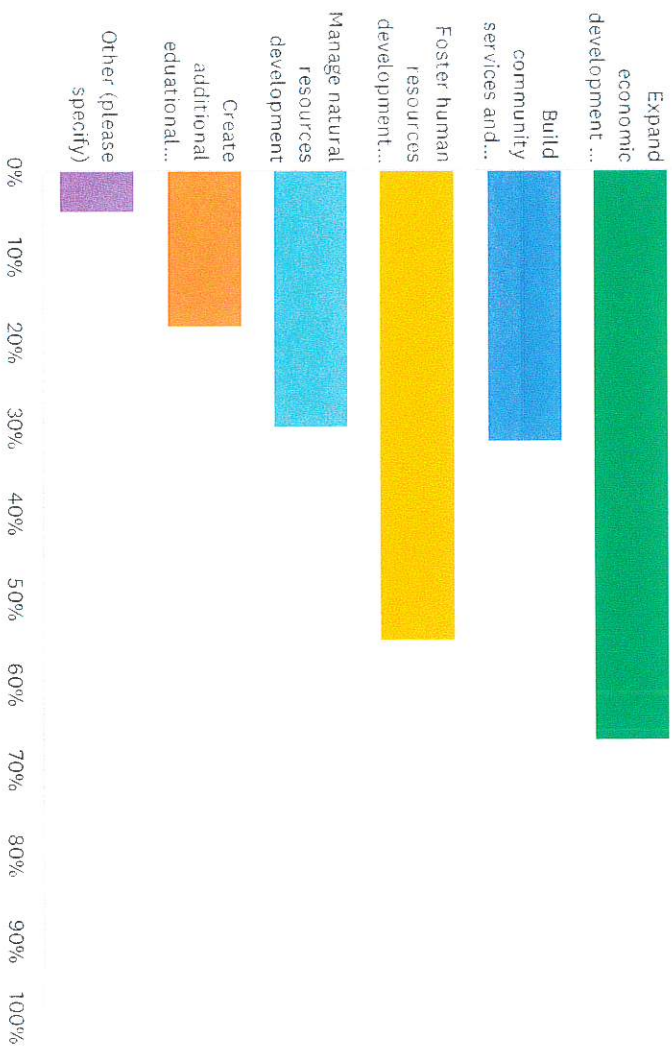
ANSWER CHOICES		RESPONSES	
Unemployment / lack of jobs		81.67%	49
Housing shortage		83.33%	50
Infrastructure (roads, water, electricity, broadband)		38.33%	23
Healthcare access		40.00%	24
Education and training		58.33%	35
Childcare availability		43.33%	26
Elder care and services		50.00%	30
Other (please specify)		23.33%	14
Total Respondents: 60			

Q3 If you could recommend one project to be started immediately, what would it be?

Answered: 52 Skipped: 8

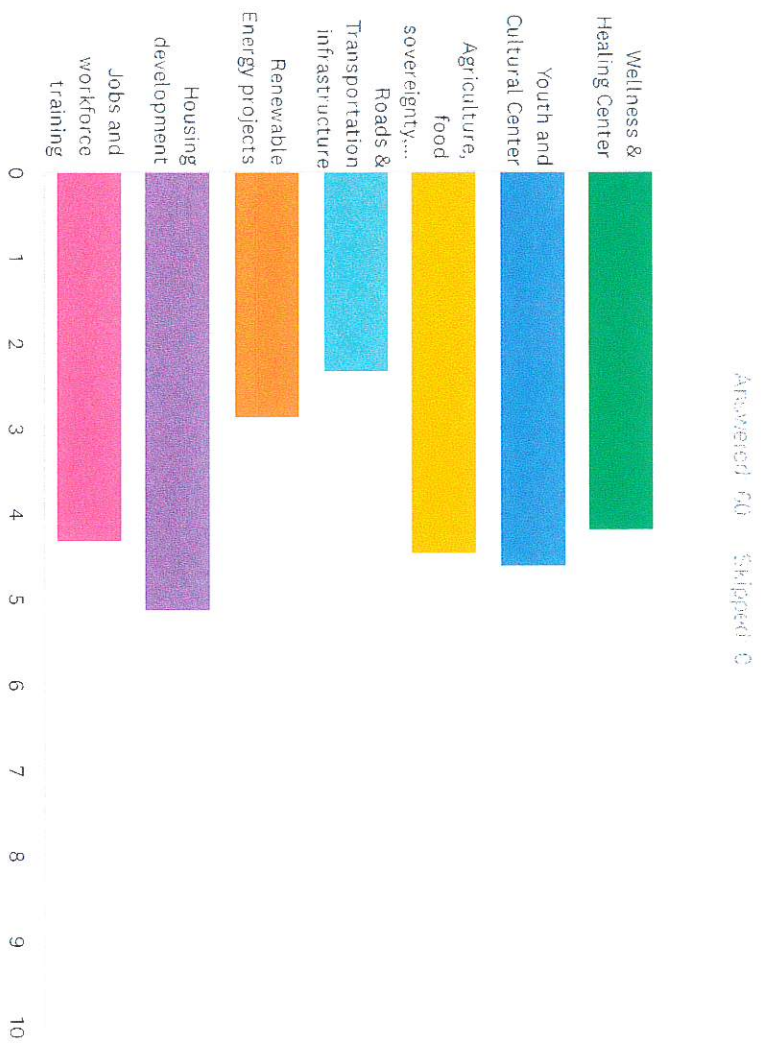
Q4 Which CEDS Goal is most important to you and your family? (Select up to 2)

Answered: 60 Skipped: 0




ANSWER CHOICES	RESPONSES
Expand economic development and Tribal employment opportunities	40
Build community services and facility capacities	19
Foster human resources development (housing, health, education)	33
Manage natural resources development	18
Create additional educational opportunities	11
Other (please specify)	3
Total Respondents: 60	

Q5 Please rank the following areas in order of importance for the next 5 years.



	1	2	3	4	5	6	7	TOTAL	SCORE
Wellness & Healing Center	15.00% 9	15.00% 9	11.67% 7	20.00% 12	18.33% 11	11.67% 7	8.33% 5	60	4.20
Youth and Cultural Center	6.67% 4	26.67% 16	21.67% 13	30.00% 18	3.33% 2	6.67% 4	5.00% 3	60	4.63
Agriculture, food sovereignty, Farmers Market,	16.67% 10	10.00% 6	30.00% 18	6.67% 4	26.67% 16	5.00% 3	5.00% 3	60	4.48
Roads & Transportation infrastructure	0.00% 0	3.33% 2	3.33% 2	15.00% 9	10.00% 6	40.00% 24	28.33% 17	60	2.35
Renewable Energy projects	8.33% 5	6.67% 4	6.67% 4	11.67% 7	10.00% 6	21.67% 13	35.00% 21	60	2.87
Housing development	40.00% 24	15.00% 9	13.33% 8	6.67% 4	8.33% 5	8.33% 5	8.33% 5	60	5.13
Jobs and workforce training	13.33% 8	23.33% 14	13.33% 8	10.00% 6	23.33% 14	6.67% 4	10.00% 6	60	4.33

Q6 What new places or facilities would you like to see in the community?

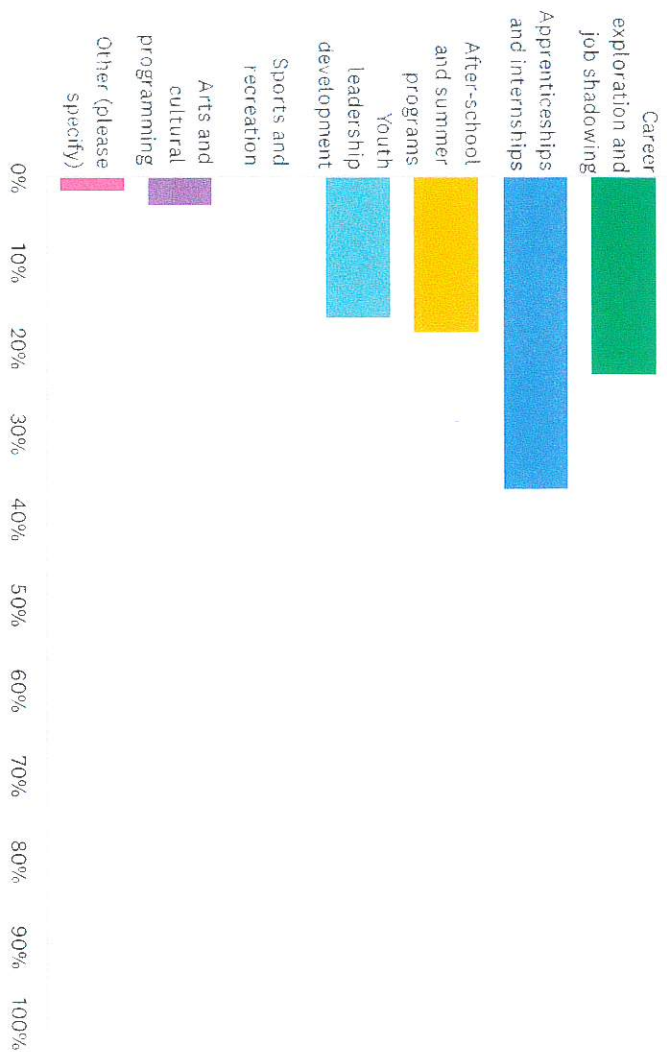


2025 - YST Comprehensive Economic Development Strategy Plan

ANSWER CHOICES	RESPONSES	
Commercial use (gas station, wellness center, laundry mat, car/truck wash, mixed use buildings, lease buildings for rental income)	26.67%	16
Housing subdivisions & homeownership programs	33.33%	20
Youth Center / recreation space in communities	5.00%	3
Infrastructure development (roads, byways, community development)	0.00%	0
Transportation & By-cycle walkways, rideshare	1.67%	1
Agriculture & food sovereignty (gardens, buffalo ranch, bee farms)	11.67%	7
Wellness and mental health services	3.33%	2
RV park / storage rentals	0.00%	0
Veterans Memorial Center and Cemetery	3.33%	2
Tourism - Cultural Center	8.33%	5
Other (please specify)	6.67%	4
TOTAL		60

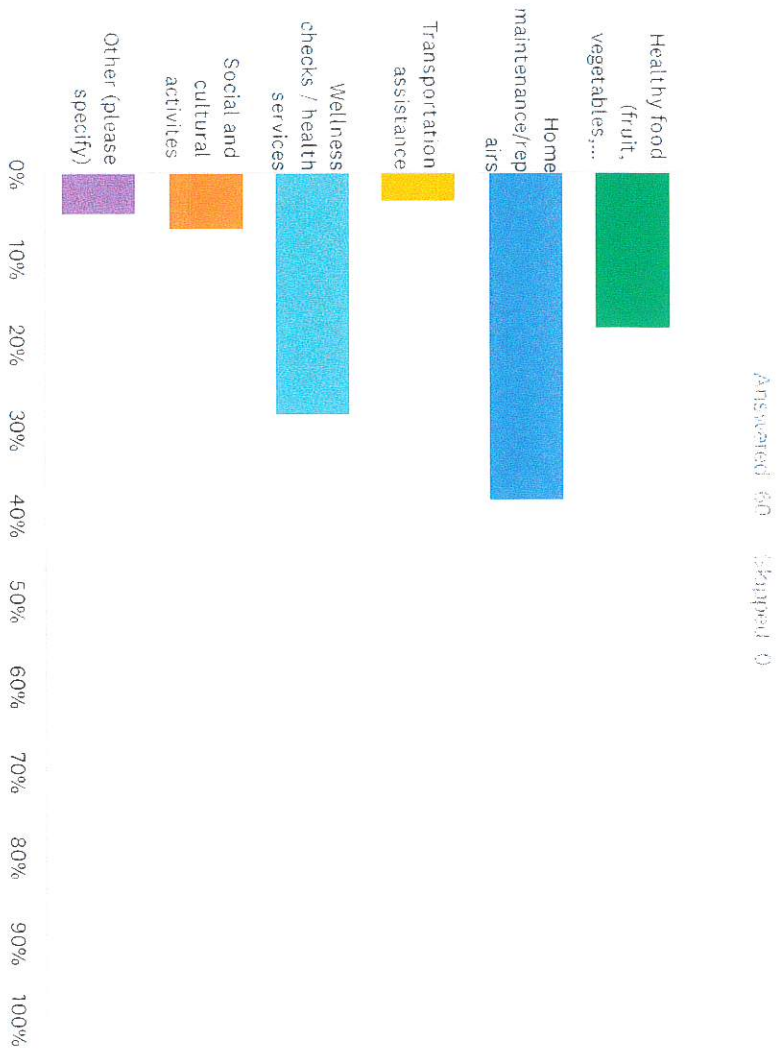
Q7 What kinds of training or education would you like to see for the youth?

Answered: 60 Skipped: 0



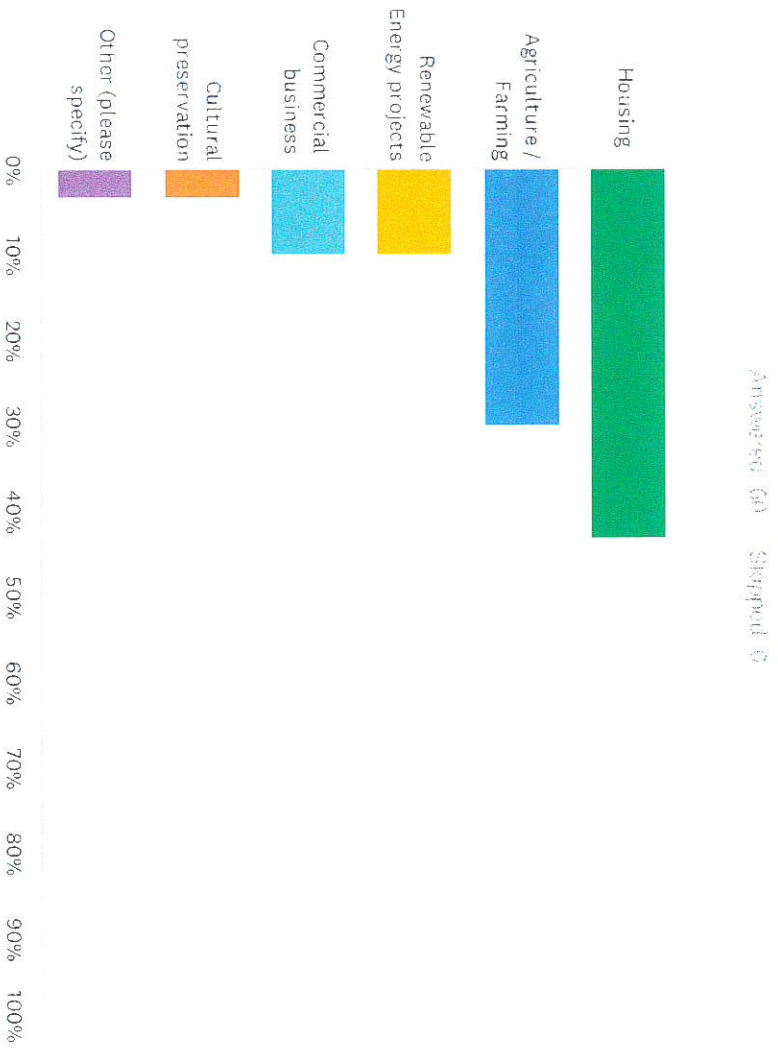
ANSWER CHOICES	RESPONSES
Career exploration and job shadowing	23.33% 14
Apprenticeships and internships	36.67% 22
After-school and summer programs	18.33% 11
Youth leadership development	16.67% 10
Sports and recreation	0.00% 0
Arts and cultural programming	3.33% 2
Other (please specify)	1.67% 1
TOTAL	60

Q8 What services are most needed for Elders in the community?



ANSWER CHOICES	RESPONSES
Healthy food (fruit, vegetables, fresh meat)	1118.33%
Home maintenance/repairs	2338.33%
Transportation assistance	23.33%
Wellness checks / health services	1728.33%
Social and cultural activities	46.67%
Other (please specify)	35.00%
TOTAL	60

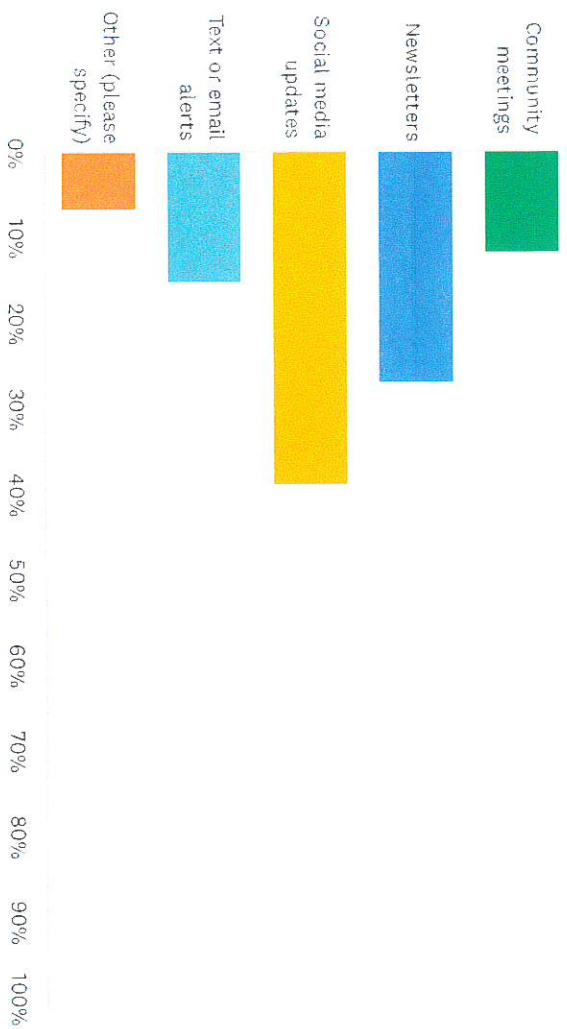
Q9 What type of land use should be the highest priority for Tribal development?



ANSWER CHOICES	RESPONSES	
Housing	43.33%	26
Agriculture / Farming	30.00%	18
Renewable Energy projects	10.00%	6
Commercial business	10.00%	6
Cultural preservation	3.33%	2
Other (please specify)	3.33%	2
TOTAL		60

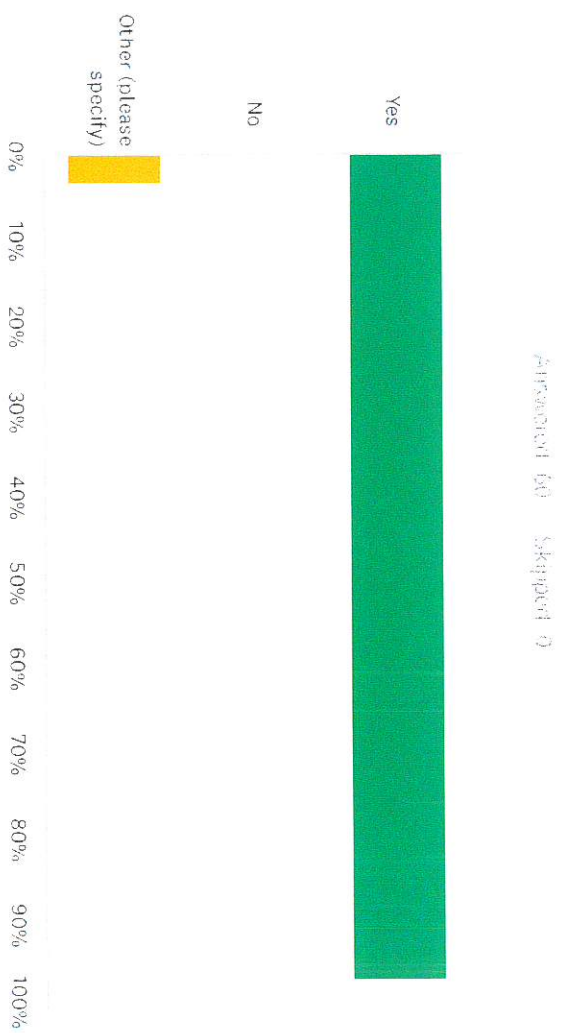
Q10 How would you like to be updated about the progress of the CEDS plan?

Answered: 59 Skipped: 0



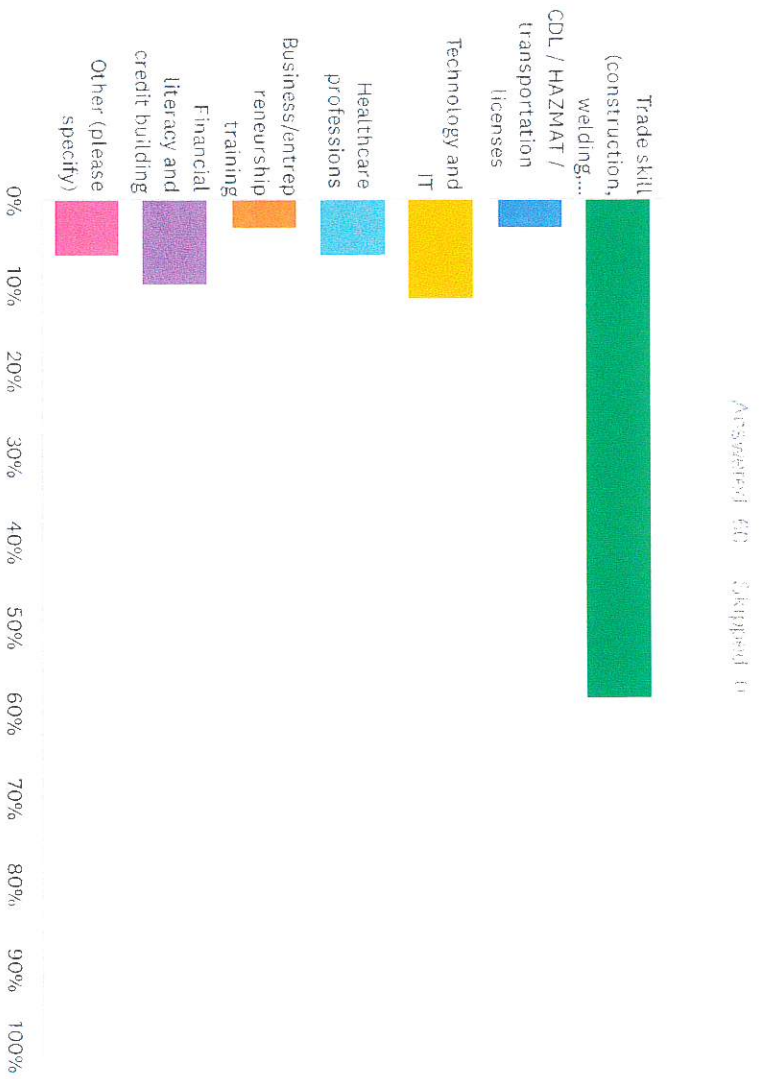
ANSWER CHOICES	RESPONSES
Community meetings	7
Newsletters	16
Social media updates	23
Text or email alerts	9
Other (please specify)	4
TOTAL	59

Q11 Do you feel the Tribe can improve training and education for workforce development?



ANSWER CHOICES		RESPONSES	
Yes		96.67%	58
No		0.00%	0
Other (please specify)		3.33%	2
TOTAL			60

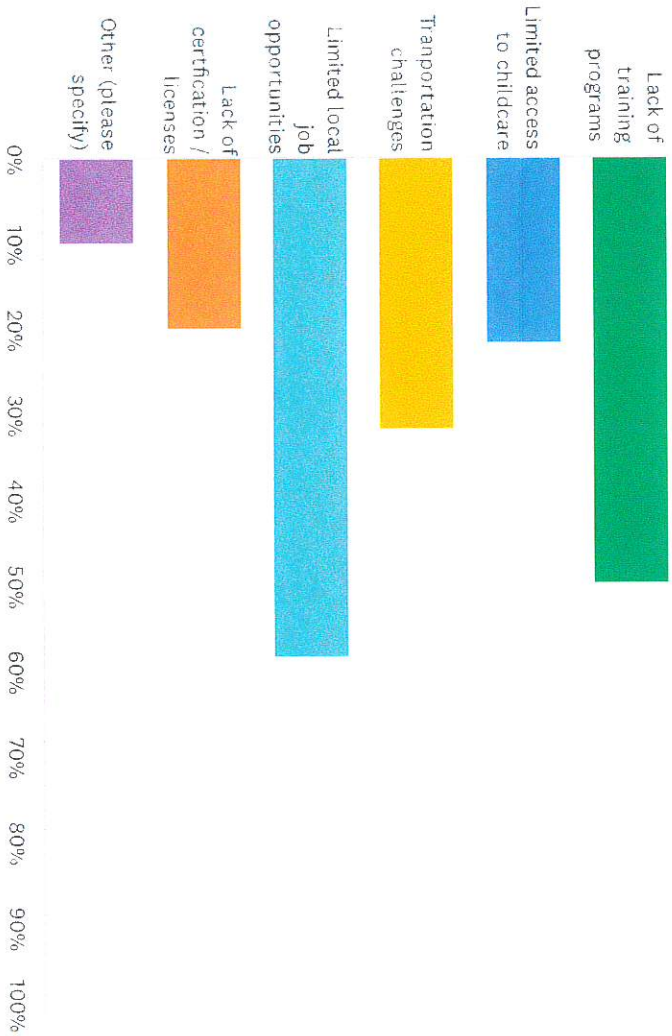
Q12 What kinds of training or education programs should the Tribe focus on?



ANSWER CHOICES	RESPONSES	
Trade skill (construction, welding, mechanics)	58.33%	35
CDL / HAZMAT / transportation licenses	3.33%	2
Technology and IT	11.67%	7
Healthcare professions	6.67%	4
Business/entrepreneurship training	3.33%	2
Financial literacy and credit building	10.00%	6
Other (please specify)	6.67%	4
TOTAL		60

Q13 What do you see as the biggest barriers for Tribal members entering the workforce?

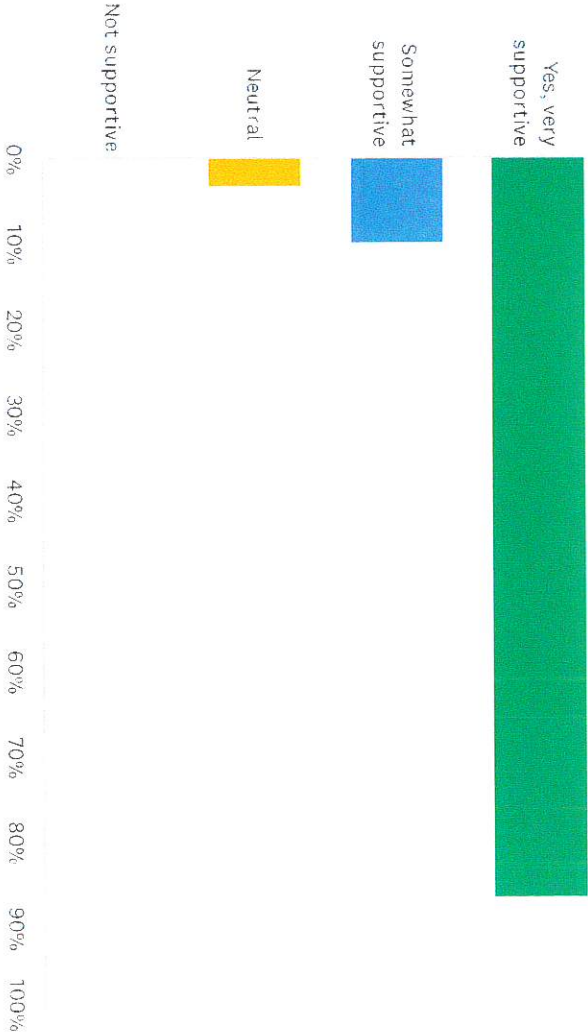
Answered: 60 Skipped: 0



ANSWER CHOICES	RESPONSES
Lack of training programs	50.00%30
Limited access to childcare	21.67%13
Transportation challenges	31.67%19
Limited local job opportunities	58.33%35
Lack of certification / licenses	20.00%12
Other (please specify)	10.00%6
Total Respondents: 60	

Q14 Would you support the creation of a Tribal Day Labor Program in each community? Where community members could be hired for short-term or seasonal projects (construction, landscaping, clean-up, etc.)?

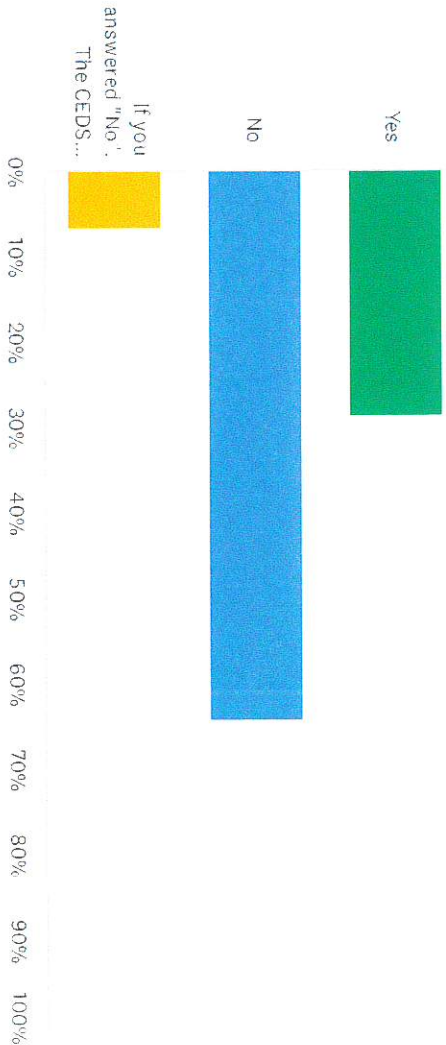
Answered: 60 Skipped: 0



ANSWER CHOICES		RESPONSES	
Yes, very supportive		86.67%	52
Somewhat supportive		10.00%	6
Neutral		3.33%	2
Not supportive		0.00%	0
TOTAL			60

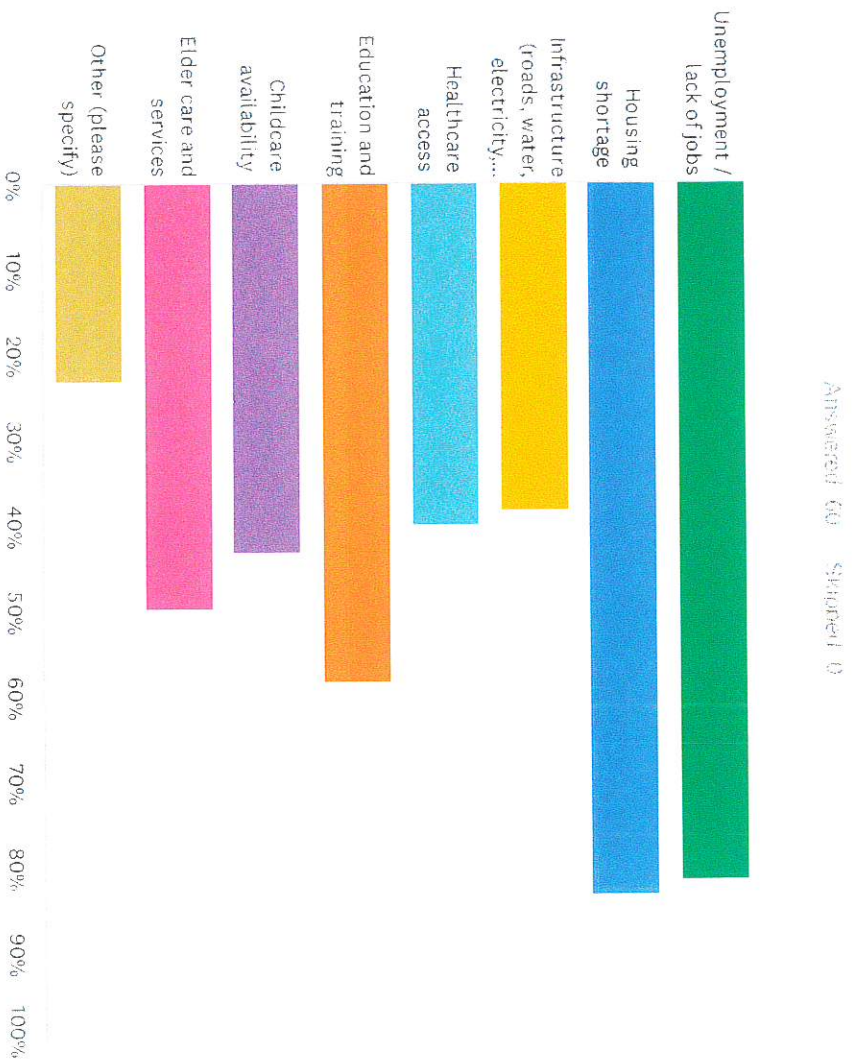
Q1 Have you read the Yankton Sioux Tribe's Comprehensive Economic Development Strategy (CEDS) Plan?

Answered: 59 Skipped: 1



ANSWER CHOICES		RESPONSES	
Yes		28.81%	17
No		64.41%	38
If you answered "No", The CEDS reflects input from tribal members about jobs, housing, education, healthcare, and infrastructure. This ensures the plan is community-driven and directly responds to the people's needs.		6.78%	4
TOTAL			59

Q2 What are the biggest challenges facing our community? (check all that apply)



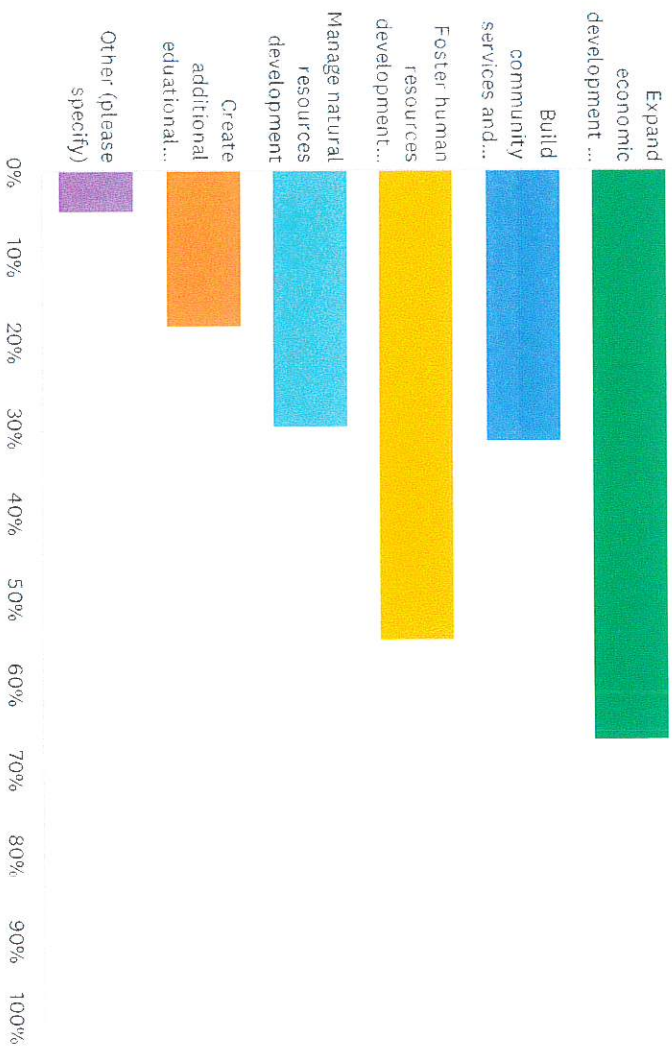
ANSWER CHOICES	RESPONSES
Unemployment / lack of jobs	4981.67%
Housing shortage	5083.33%
Infrastructure (roads, water, electricity, broadband)	2338.33%
Healthcare access	2440.00%
Education and training	3558.33%
Childcare availability	2643.33%
Elder care and services	3050.00%
Other (please specify)	1423.33%
Total Respondents: 60	

Q3 If you could recommend one project to be started immediately, what would it be?

Answered: 52 Skipped: 8

Q4 Which CEDS Goal is most important to you and your family? (Select up to 2)

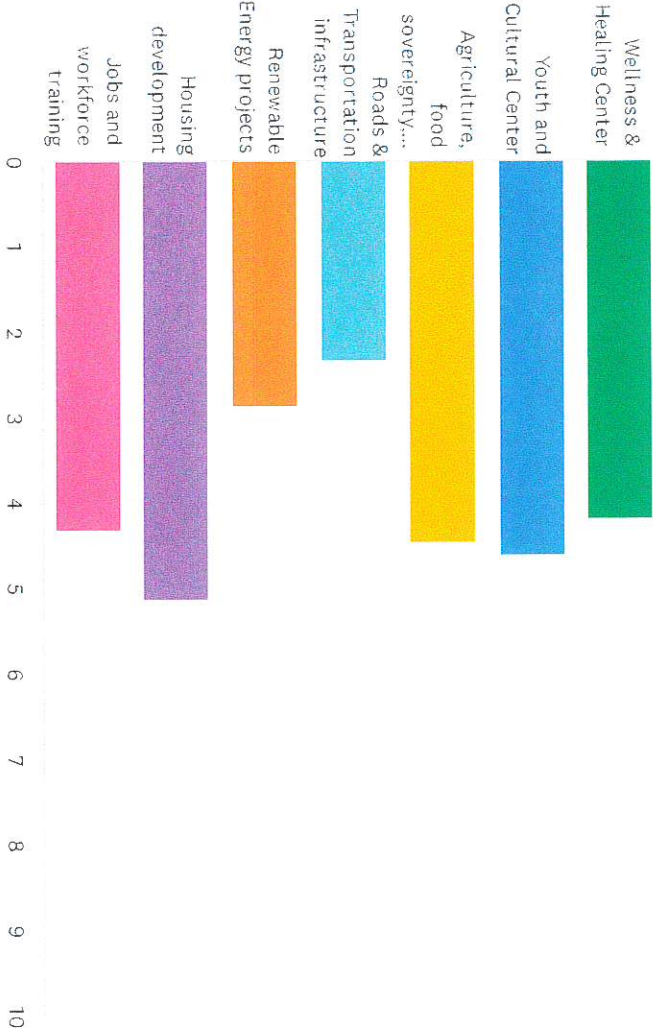
Answered: 60 Skipped: 0



ANSWER CHOICES	RESPONSES	
Expand economic development and Tribal employment opportunities	66.67%	40
Build community services and facility capacities	31.67%	19
Foster human resources development (housing, health, education)	55.00%	33
Manage natural resources development	30.00%	18
Create additional educational opportunities	18.33%	11
Other (please specify)	5.00%	3
Total Respondents: 60		


Q5 Please rank the following areas in order of importance for the next 5 years.

Answered: 60 Skipped: 0



	1	2	3	4	5	6	7	TOTAL	SCORE
Wellness & Healing Center	15.00% 9	15.00% 9	11.67% 7	20.00% 12	18.33% 11	11.67% 7	8.33% 5	60	4.20
Youth and Cultural Center	6.67% 4	26.67% 16	21.67% 13	30.00% 18	3.33% 2	6.67% 4	5.00% 3	60	4.63
Agriculture, food sovereignty, Farmers Market,	16.67% 10	10.00% 6	30.00% 18	6.67% 4	26.67% 16	5.00% 3	5.00% 3	60	4.48
Roads & Transportation infrastructure	0.00% 0	3.33% 2	3.33% 2	15.00% 9	10.00% 6	40.00% 24	28.33% 17	60	2.35
Renewable Energy projects	8.33% 5	6.67% 4	6.67% 4	11.67% 7	10.00% 6	21.67% 13	35.00% 21	60	2.87
Housing development	40.00% 24	15.00% 9	13.33% 8	6.67% 4	8.33% 5	8.33% 5	8.33% 5	60	5.13
Jobs and workforce training	13.33% 8	23.33% 14	13.33% 8	10.00% 6	23.33% 14	6.67% 4	10.00% 6	60	4.33

Q6 What new places or facilities would you like to see in the community?

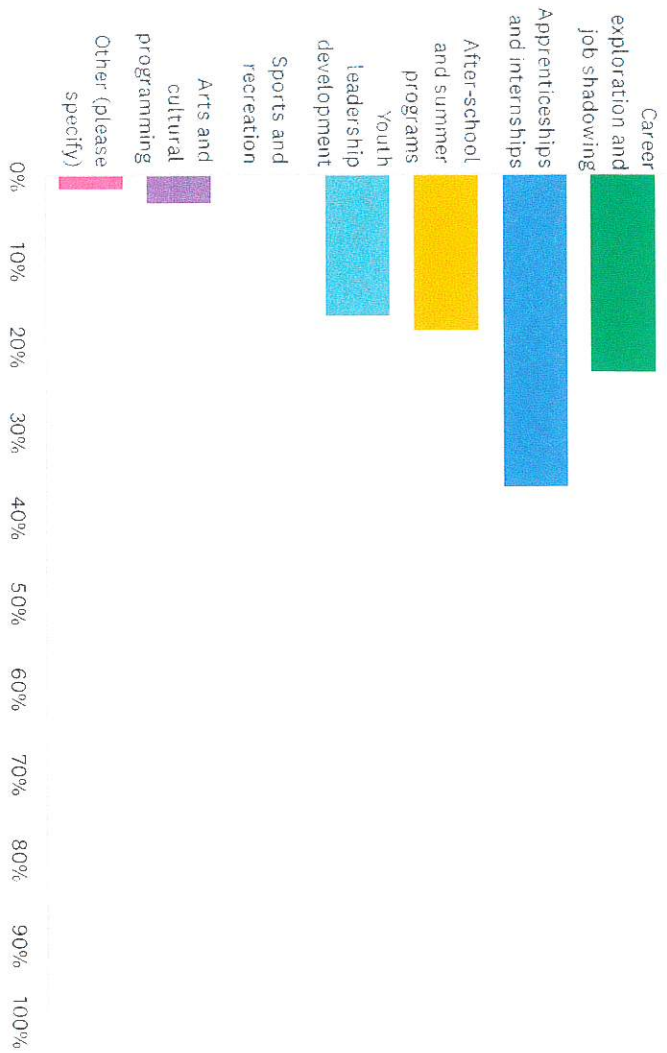


2025 - YST Comprehensive Economic Development Strategy Plan

ANSWER CHOICES	RESPONSES
Commercial use (gas station, wellness center, laundry mat, car/truck wash, mixed use buildings, lease buildings for rental income)	26.67% 16
Housing subdivisions & homeownership programs	33.33% 20
Youth Center / recreation space in communities	5.00% 3
Infrastructure development (roads, byways, community development)	0.00% 0
Transportation & By-cycle walkways, rideshare	1.67% 1
Agriculture & food sovereignty (gardens, buffalo ranch, bee farms)	11.67% 7
Wellness and mental health services	3.33% 2
RV park / storage rentals	0.00% 0
Veterans Memorial Center and Cemetery	3.33% 2
Tourism - Cultural Center	8.33% 5
Other (please specify)	6.67% 4
TOTAL	60

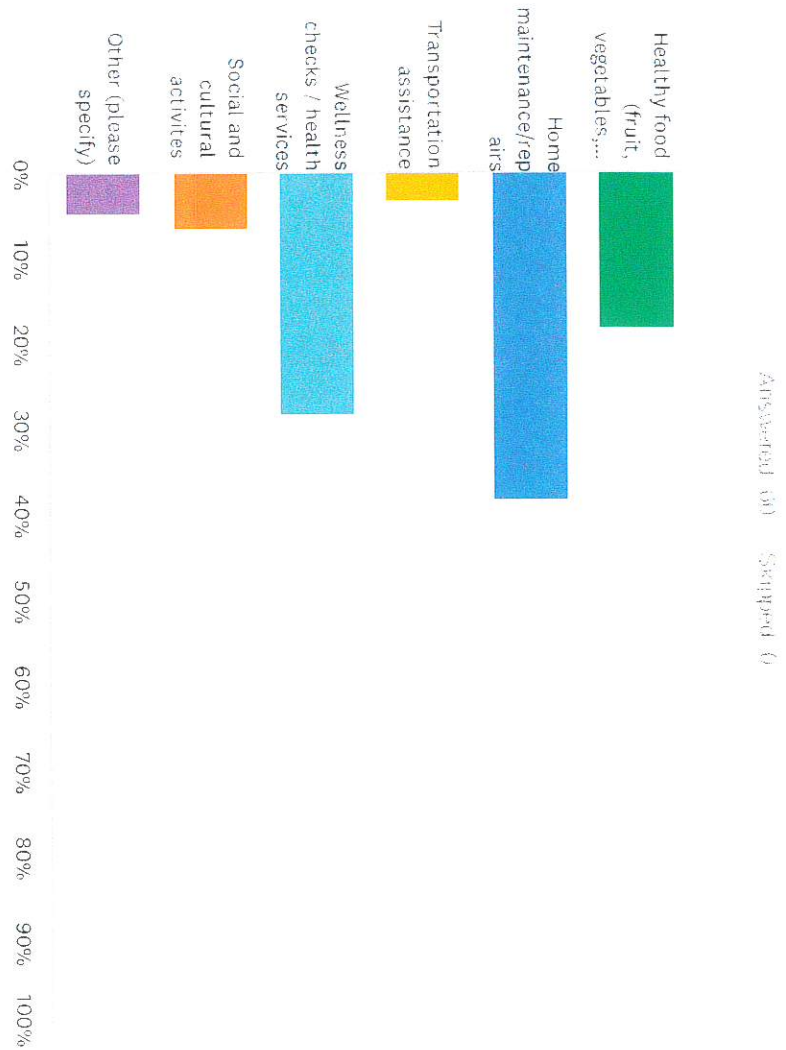
Q7 What kinds of training or education would you like to see for the youth?

Answered: 60 Skipped: 0



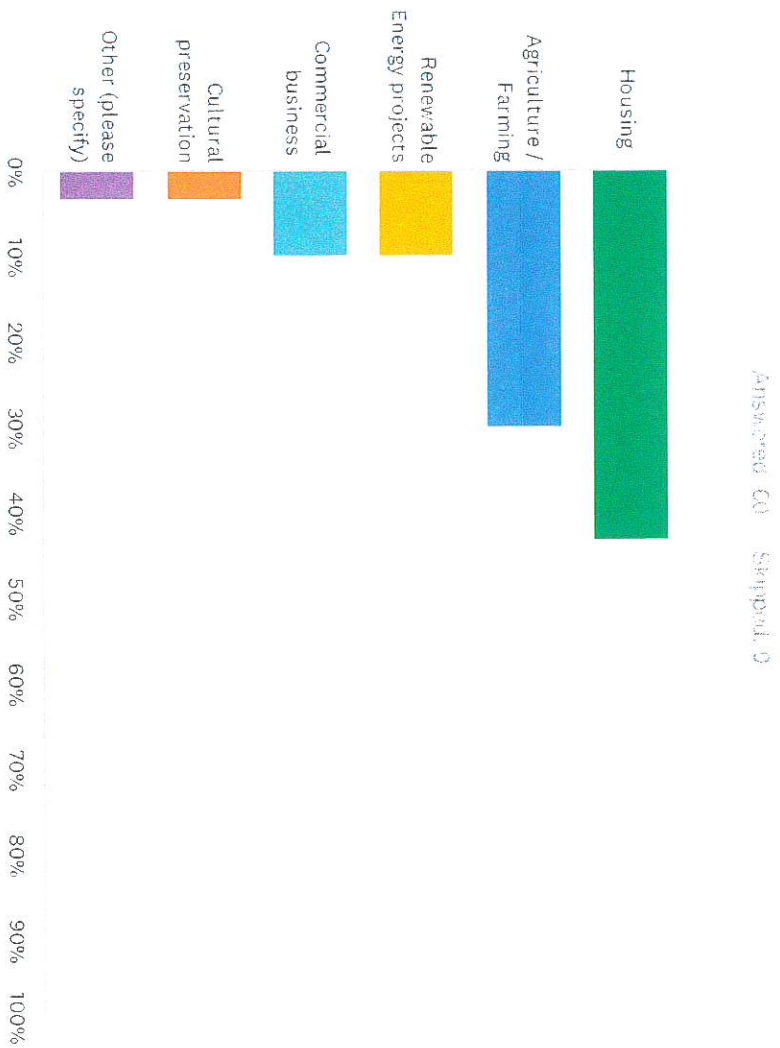
ANSWER CHOICES		RESPONSES	
Career exploration and job shadowing		23.33%	14
Apprenticeships and internships		36.67%	22
After-school and summer programs		18.33%	11
Youth leadership development		16.67%	10
Sports and recreation		0.00%	0
Arts and cultural programming		3.33%	2
Other (please specify)		1.67%	1
TOTAL			60

Q8 What services are most needed for Elders in the community?



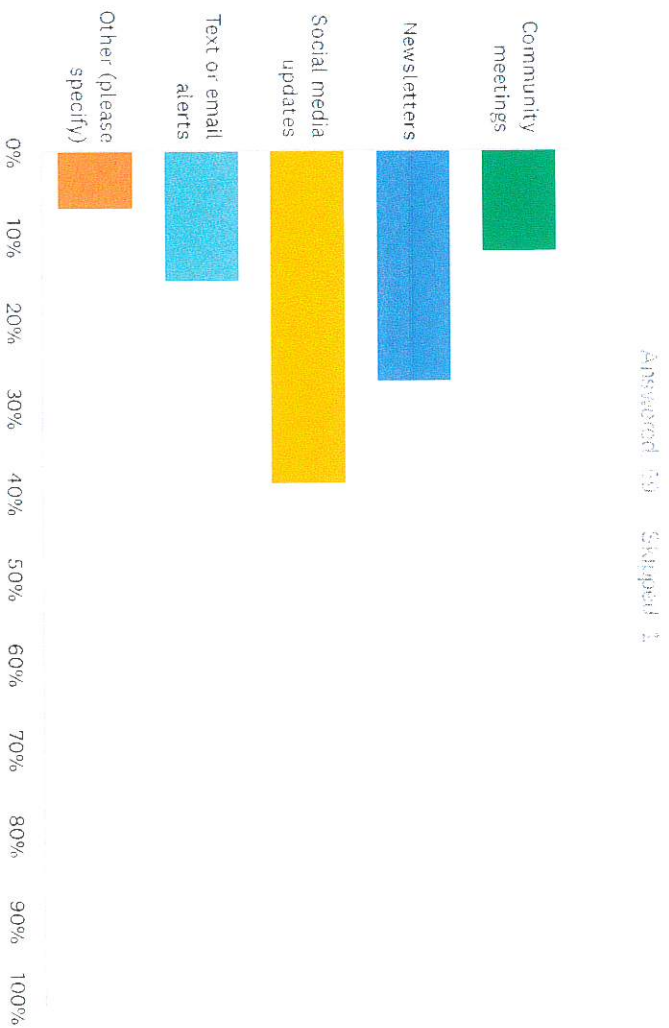
ANSWER CHOICES	RESPONSES	
Healthy food (fruit, vegetables, fresh meat)	18.33%	11
Home maintenance/repairs	38.33%	23
Transportation assistance	3.33%	2
Wellness checks / health services	28.33%	17
Social and cultural activities	6.67%	4
Other (please specify)	5.00%	3
TOTAL		60

Q9 What type of land use should be the highest priority for Tribal development?



ANSWER CHOICES	RESPONSES	
Housing	43.33%	26
Agriculture / Farming	30.00%	18
Renewable Energy projects	10.00%	6
Commercial business	10.00%	6
Cultural preservation	3.33%	2
Other (please specify)	3.33%	2
TOTAL		60

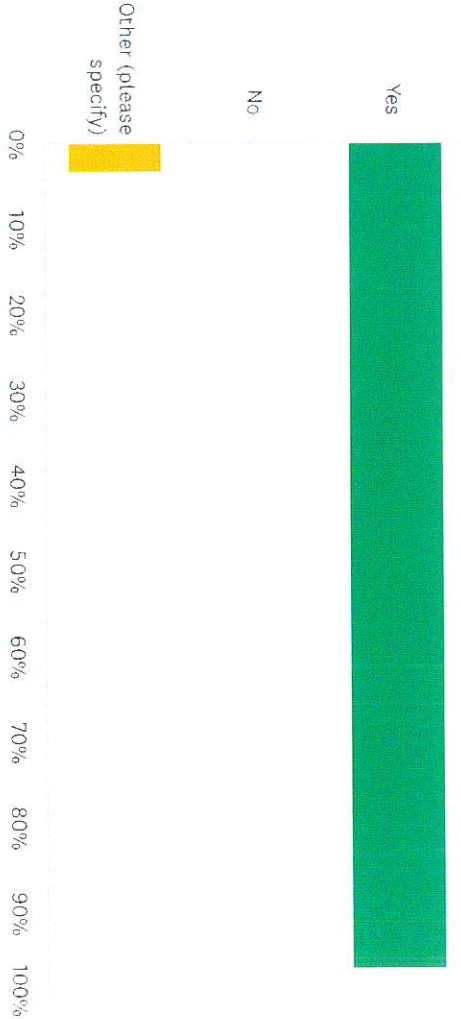
Q10 How would you like to be updated about the progress of the CEDS plan?



ANSWER CHOICES	RESPONSES	
Community meetings	11.86%	7
Newsletters	27.12%	16
Social media updates	38.98%	23
Text or email alerts	15.25%	9
Other (please specify)	6.78%	4
TOTAL		59

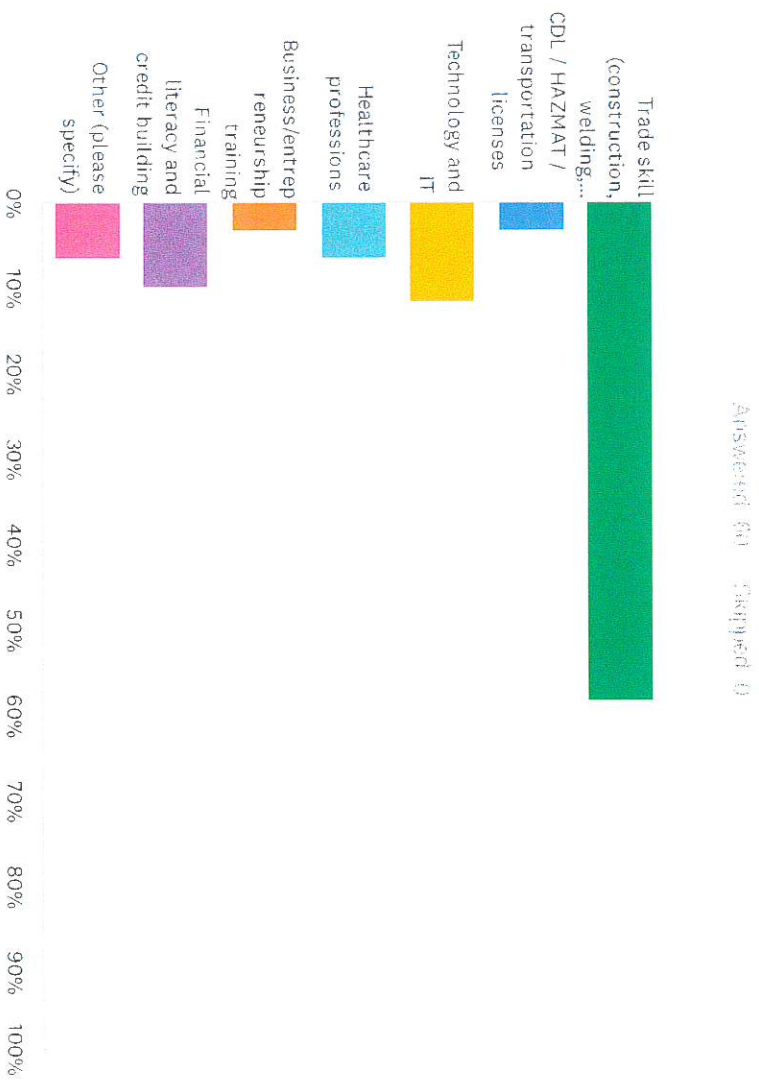
Q11 Do you feel the Tribe can improve training and education for workforce development?

ANSWER CHOICES Skipped 0



ANSWER CHOICES		RESPONSES	
Yes		96.67%	58
No		0.00%	0
Other (please specify)		3.33%	2
TOTAL			60


Q12 What kinds of training or education programs should the Tribe focus on?



ANSWER CHOICES	RESPONSES	
Trade skill (construction, welding, mechanics)	58.33%	35
CDL / HAZMAT / transportation licenses	3.33%	2
Technology and IT	11.67%	7
Healthcare professions	6.67%	4
Business/entrepreneurship training	3.33%	2
Financial literacy and credit building	10.00%	6
Other (please specify)	6.67%	4
TOTAL		60

Q13 What do you see as the biggest barriers for Tribal members entering the workforce?

Answered: 60 Skipped: 0



ANSWER CHOICES	RESPONSES
Lack of training programs	50.00% 30
Limited access to childcare	21.67% 13
Tranportation challenges	31.67% 19
Limited local job opportunities	58.33% 35
Lack of certification / licenses	20.00% 12
Other (please specify)	10.00% 6
Total Respondents: 60	